

# REPORT CARD

## 2022-23:

<b>\$155,000</b>		Choice Grants Awarded
<b>\$251,000</b>		Opportunity Grants Awarded
<b>\$616,486</b>		Tuition Grants Awarded
<b>\$1M</b>		Total Grants Awarded
<b>\$15.4M</b>		External Scholarships, Grants & Aid

## Since 2009:

<b>6,256</b>		Say Yes Scholars
<b>\$14.8M</b>		Total Say Yes Scholarships
<b>\$189M</b>		Cumulative External Aid



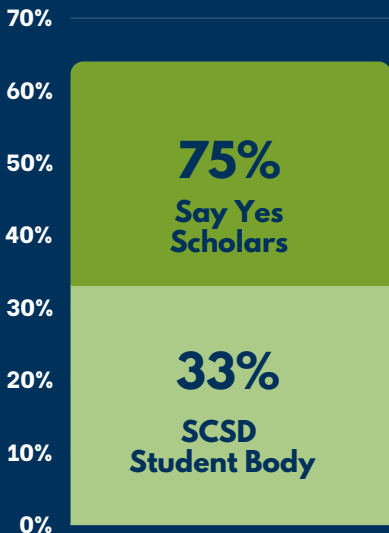
**43%** of the Class of 2023 completed a Say Yes application



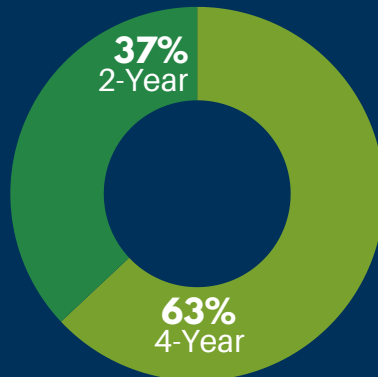
**64%** of Say Yes applicants enrolled in college Fall 2023

The graphics in this section represent the entire Syracuse City School District student body to measure the effectiveness of Say Yes Syracuse's effort to encourage a college-going culture.

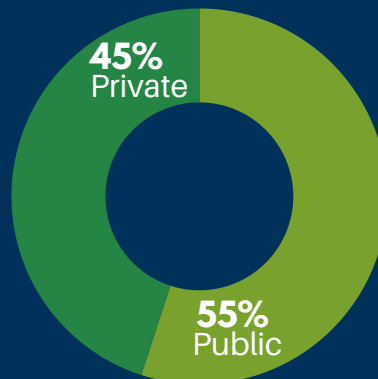
### 1st to 2nd Year Persistence



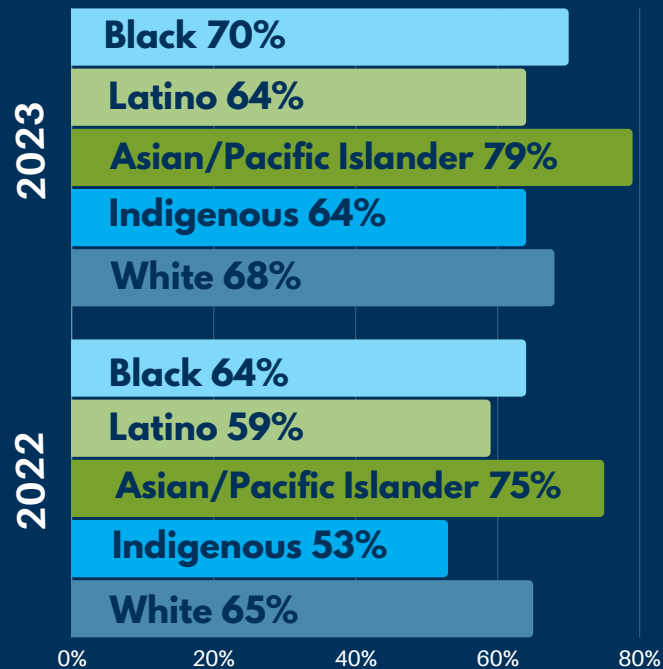
### 2-Year vs. 4-Year Universities



### Public vs. Private Universities



### High School Graduation Rate by Race



SCSD matriculation rates are provided by the National Student Clearinghouse and represent the 2021-22 class year.